

## DC4A & DCLF4A

Double Check Valve Assembly with Slow-Close Ball Valves

### LEAD FREE



Job Name:	
Job Location:	
Engineer:	
Contractor:	
Tag:	
PO#:	
Rep:	
Wholesale Dist.:	

### DESCRIPTION

**Apollo® Model DC4A Double Check Valves and DCLF4A Lead Free® Double Check Valves** prevent contamination of the potable water supply due to back-siphonage or backpressure from substances that are objectionable to the potable water supply, but non-health hazards. The top accessed modular check valve cartridges provide captured springs, replaceable seats and reversible silicone seat discs. This Made in America assembly features Apollo® UL® Listed, slow-close, full open port, gear operated ball valves with integral tamper switches and carries the five-year Apollo® factory warranty.

### FEATURES

- Low Pressure Loss Documented By Independent Approval Agencies
- Easily Removable Modular Check Valve Cartridges
- Captured Stainless Steel Springs
- Apollo® UL® Listed, Slow-Close, Full Open Port, Gear Operated Ball Valves with Integral Tamper Switches
- Top-Mounted Test Cocks for Easy Testing
- No Special Tools Required
- Chloramine-Resistant Elastomers
- Designed, Cast, Machined, Assembled and Tested in the USA
- Short Lay-Length for Small Spaces
- Pre-Wired Tamper (Supervisory) Switches

### PERFORMANCE RATING

- Maximum Working Pressure: 175 psi
- Temperature Range: 33°F - 140°F
- Hydrostatic Test Pressure: 350 psi

### APPROVALS

- ASSE 1015-2011 (Horizontal and Vertical Up)
- CSA B64.5 (Horizontal and Vertical Up)
- UL® Classified (Horizontal and Vertical Up)
- C-UL® Classified (Horizontal and Vertical Up)
- Approved by the Foundation for Cross-Connection Control and Hydraulic Research at the University of Southern California.

### STANDARD MATERIALS LIST

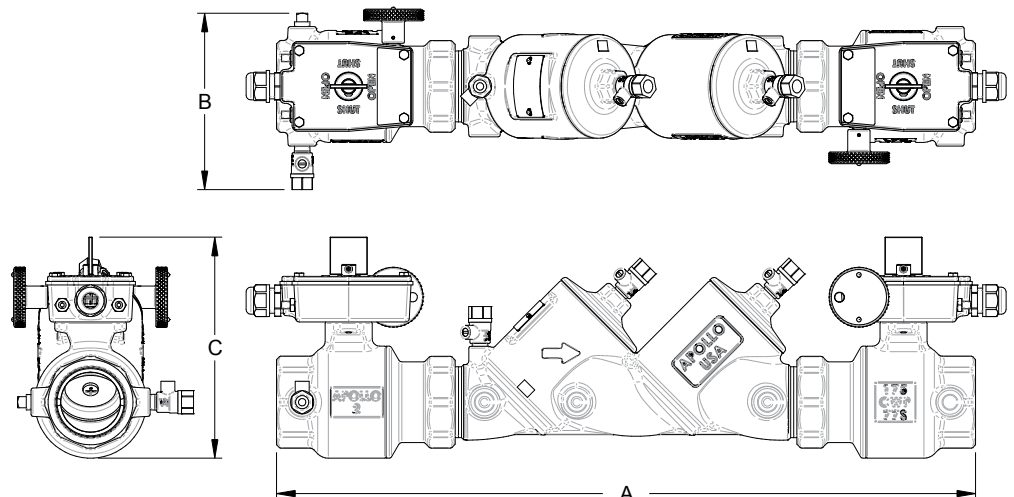
<b>BODY, CAPS, BALL VALVE SHUTOFFS, TEST COCKS</b>	Bronze C84400 or C89836 or C87800 (Lead Free*)
<b>CHECK VALVE CARTRIDGES</b>	Glass-Filled PPO
<b>SPRINGS</b>	300 Series Stainless Steel
<b>SEAT DISCS</b>	Chloramine-resistant Silicone
<b>O-RINGS</b>	Chloramine-resistant EPDM

### DIMENSIONS

SIZE (IN.)	DIMENSIONS (IN.)			WT. (LB.)
	A	B	C	
1-1/2"	22-1/4	5-1/4	6-1/2	30.2
2"	23-3/4	6	7-1/2	40.8

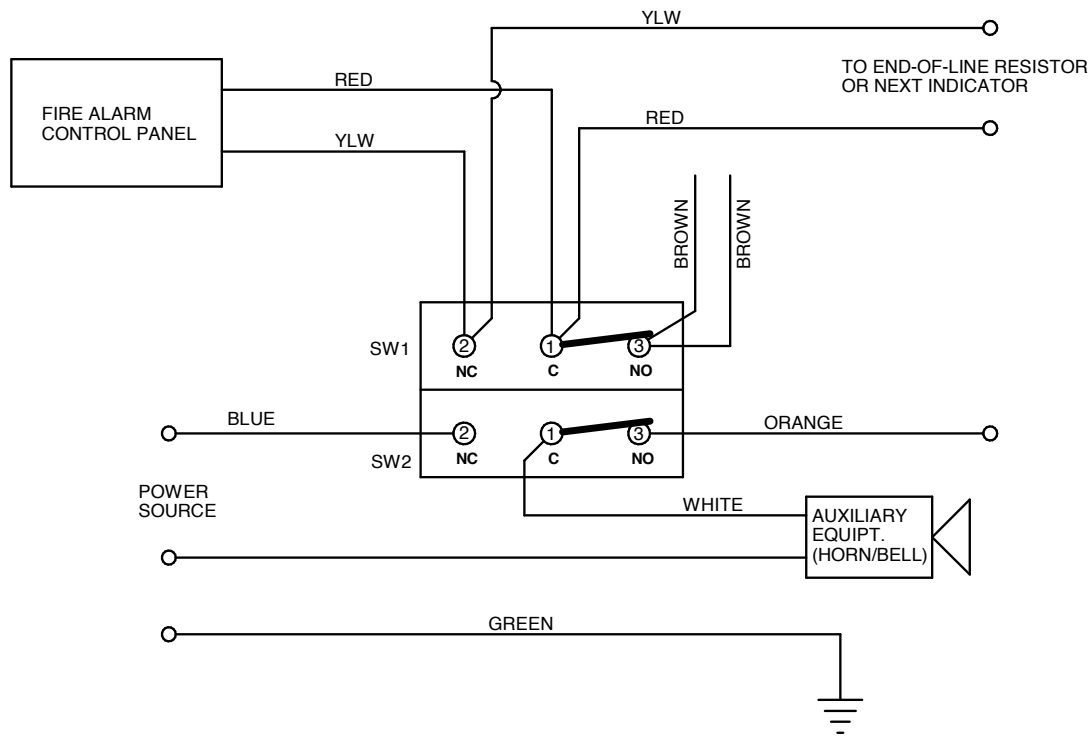
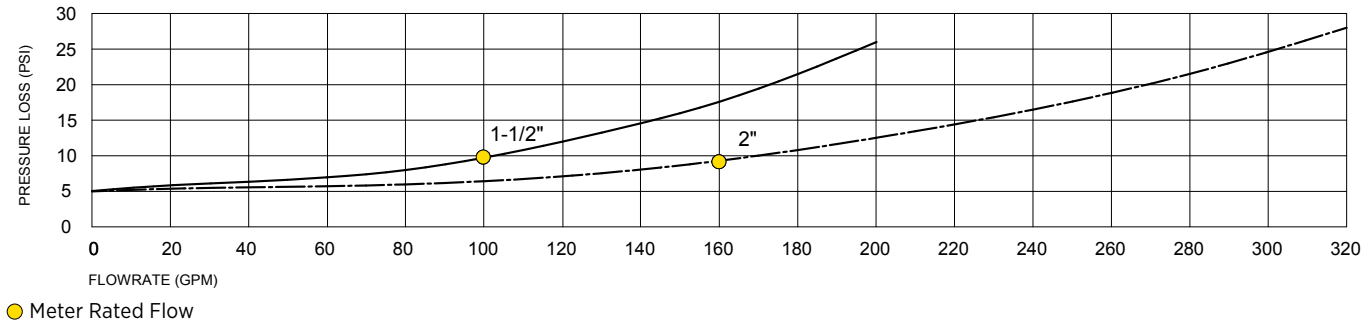
### PART NUMBER MATRIX

4A [LF]	10 X	T2ST
	SIZE	
4A - STANDARD	7 - 1-1/2"	
4ALF - LEAD FREE	8 - 2"	



\*LEAD FREE: The wetted surfaces of this product shall contain no more than 0.25% lead by weighted average. Complies with Federal Public Law 111-380. ANSI 3rd party approved and listed.

## FLOW CURVES



### NOTES:

- 1) WHEN THE VALVE IS FULLY OPEN, THE INDICATOR LIGHT AND ALARM WILL GO OUT.
- 2) WIRING SCHEMATIC INDICATED WHEN VALVE IS FULLY OPEN.
- 3) CIRCUIT WIRING AND GROUND ARE 20 AWG