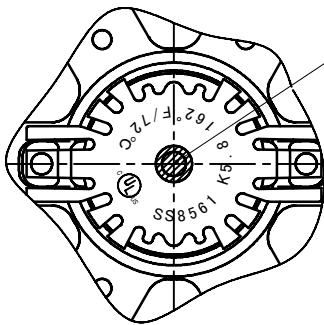


No. of Parts	Name of Parts	Material	Qua'ty	Remarks	No. of Parts	Name of Parts	Material	Qua'ty	Remarks
1	Body	C69300 or C87860	1		13	Cylinder	C5441 or C5341	1	
2	Compression Screw	SUS304 or SUS303 or SUSXM7	1		14	Plunger	SUS303	1	
3	Disk	C69300	1		15	Heat Collector (U)	C1100 or C1020	1	
4	Button	C3604	1		16	Heat Collector (L)	C1100 or C1020	1	
5	Saddle	SUS304	1		17	Cup	SGCC or SECC	1	
6	Guide Pin	SUS304 or SUSXM7	2		18	Retainer	SPCC	1	Cu-Plated
7	Gasket	PTFE	1		19	Cover Plate	C1100 or C1020	1	※
8	Deflector	C5191	1		20	Ejection Spring	SUS304-CSP	1	
9	Lever	SUS304	2		21	Base	SGCC or SECC or SPCC	1	
10	Supporting Plate	SUS304	1		※Finishes ; Nickel plated, White Painted Any Color Painted (Choose one color of our acceptable color list.)				
11	Set Screw	SUS304 or SUS303 or SUSXM7	1						
12	Balancer	SUS304	1						

Specification

Type		RC-RES 162°F	RC-RES 175°F	RC-RES 205°F
Operating Temperature	Cover Plate	140°F (60°C)	140°F (60°C)	162°F (72°C)
	Sprinkler Head	162°F (72°C)	175°F (79°C)	205°F (96°C)
Installation Position		Pendent		
K-Factor		5.8		
ID No.		SS8561		
Cover Plate Assembly		φ 68 or φ 83 or □68		



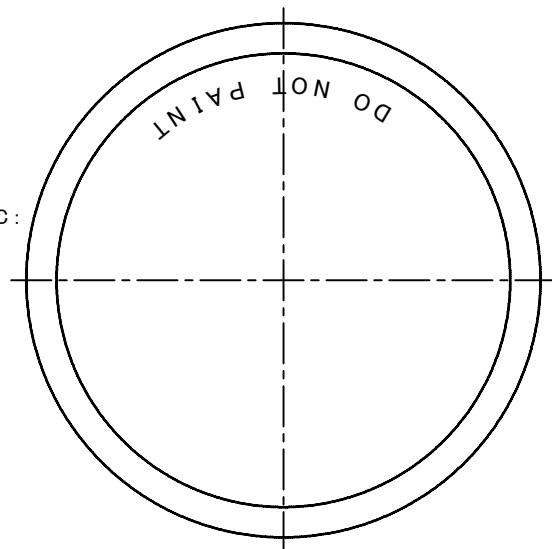
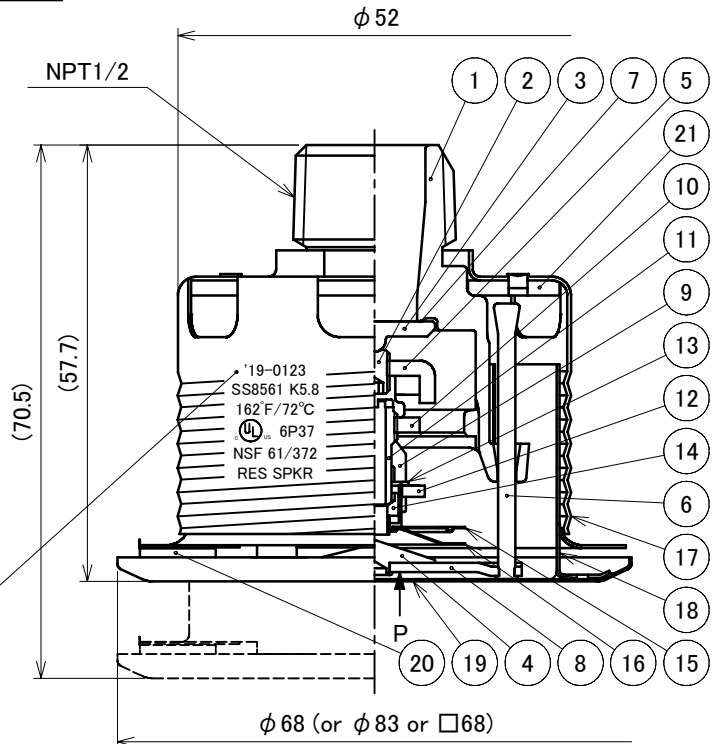
View : P
(Example)

Color Marking

- 162°F/72°C: Uncolored
- 175°F/79°C: White
- 205°F/96°C: White

Marking

- ex.'19-0123 : Lot No. (Year of Manufacture)
- SS8561 : SPRINKLER IDENTIFICATION No.
- K5.8 : K-factor
- 162°F/72°C or 175°F/79°C or 205°F/96°C : Temperature Rating
- UL : UL Mark
- 6P37 : Control No.
- NSF 61/372 : ALS Mark
- RES SPKR : Category



UL and C-UL Listed
NSF/ANSI/CAN 61, NSF/ANSI 372 Listed

Drawing Name	Issued Date : 2019/12/23	Drawing No.	Revision
Automatic Sprinkler Head RC-RES K5.8 (SS8561)	Projection Angle 3 r d	E087470	B
	Scale : 1 / 1		
			SENJU SPRINKLER CO.LTD.